



Tank and Environmental Protection PRESSURE RELIEF VALVES

WEIGHT / SPRING LOADED TYPE

930 SERIES

FEATURES

- EASILY MAINTENANCE & INSTALLATION
- ABLE TO PREVENT REGULAR LOSS OF STORED PRODUCT, PALLET AND SEAT ARE KNITTED TOGETHER CLOSELY
- REPLACEABLE SEAT OR PALLET
- PTFE SEAT OR DIAPHRAGM CAN BE PROVIDED WHEN REQUIRED
- MAX. FLOW CAPACITY ACCORDING TO API STD.2000
- HIGH PERFORMANCE OF RELIEF SIMULATOR FOR VENT TEST
- WEIGHT / SPRING LOADED MODULAR CONSTRUCTION
- THE QUALITY OF MOULDED BODY MANUFACTURING ACCORDING TO CE REQUIREMENTS

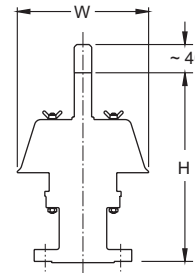


MODEL SELECTIONS

ITEMS	CODE	SPECIFICATIONS
MODEL	930A	VENT TO ATMOSPHERE TYPE PRESSURE RELIEF VALVE
	930B	PIPE-AWAY TYPE PRESSURE RELIEF VALVE
	930C	OEM VERSIONS
LOADED OF PRESSURE PORT	-0	Weight loaded ≤ 150 mbar
	-1	Spring loaded ≤ 3 bar ≥ 70 mbar
	-2	To be specified
CONNECTION	0	ANSI 150# Flange
	1	JIS 10K Flange
	2	DIN 2633 Flange (PN10/16)
	3	To be specified
BODY MATERIAL	0	Aluminum A356-T6
	1	CF8 / 1.4308 / 304S.S.
	2	CF8M / 1.4408 / 316S.S.
	3	To be specified
SEAT MATERIAL	-A	Aluminum
	-B	CF8 / 1.4308 / 304S.S.
	-C	CF8M / 1.4408 / 316S.S.
	-D	To be specified
MATERIALS OF PALLET ASSEMBLY	A	Aluminum
	B	304S.S.
	C	316S.S.
	D	To be specified
OPTIONAL SEAT	A	Not required
	B	Seat built-in PTFE ring
	C	Pallet built-in PTFE diaphragm
	D	To be specified
CONNECTION SIZE FOR VESSEL	-02	2" (50A)
	-03	3" (80A)
	-04	4" (100A)
	-06	6" (150A)
	-XX	To be specified

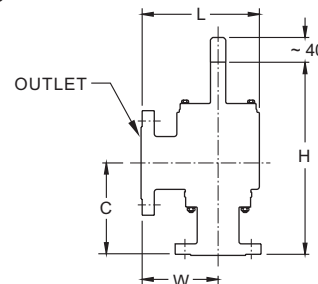
DIMENSIONS (mm)

930A



SIZE	W	H
2" (50A)	210	270
3" (80A)	265	320
4" (100A)	300	390
6" (150A)	450	500

930B



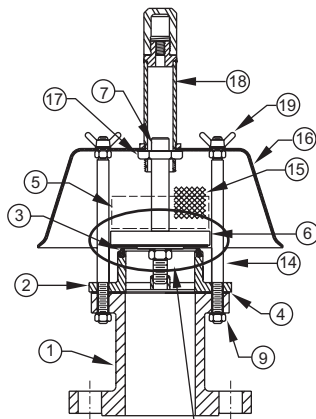
SIZE	OUTLET FLANGE	C	W	L	H
2" (50A)	3"(80A)	170	140	215	350
3" (80A)	4"(100A)	200	150	255	380
4" (100A)	6"(150A)	240	165	285	460
6" (150A)	8"(200A)	320	210	370	600

NOTES:

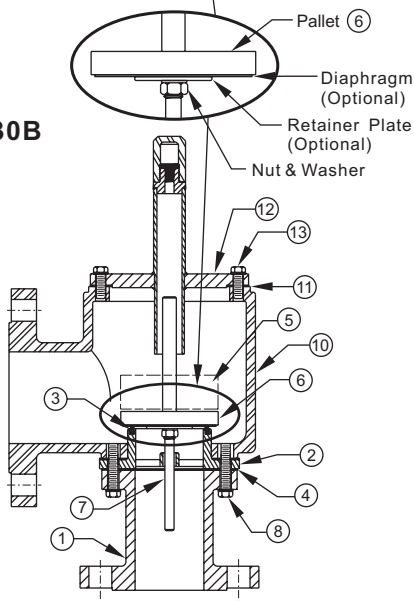
- ③ Flat Face (FF) flange connection should only be furnished with Aluminum.
- ③ Size of mounting holes will not be influenced by differences in external diameter flange and thickness of flange.
- ③ The lower pressure process equipments cause the flange thickness may not the same as standard nominal dimension.

MATERIALS AND COMPONENTS

930A



930B



ITEM	COMPONENTS	MATERIALS		
		0	1	2
1	Fitting	A356	CF8	CF8M
2	Pressure Seat #	CF8	CF8	CF8M
3	Ring of Seat (Optional)#	PTFE	PTFE	PTFE
4	Gasket of Seat	NBR	NBR	VITON
5	Weight Spring	304S.S.	304S.S.	316S.S.
6	Pressure Pallet #	304S.S.	304S.S.	316S.S.
7	Stem	304S.S.	304S.S.	316S.S.
8	Screw & Washer	304S.S.	304S.S.	304S.S.
9	Nut & Washer	304S.S.	304S.S.	304S.S.
10	Outlet Body	A356	CF8	CF8M
11	Gasket	NBR	NBR	PTFE
12	Vent Cover of Outlet Body	A356	CF8	CF8M
13	Screw & Washer	304S.S.	304S.S.	304S.S.
14	Brace of Weather-hood	304S.S.	304S.S.	304S.S.
15	Screen	304S.S.	304S.S.	304S.S.
16	Weather-hood	304S.S.	304S.S.	304S.S.
17	Jam Nut	304S.S.	304S.S.	304S.S.
18	Stem Holder	304S.S.	304S.S.	304S.S.
19	Wing Nut & Washer	304S.S.	304S.S.	304S.S.

NOTES :

- ×: Indefinite requirement of the components according as the set rating of pressure. Can be substituted by spring.
- #: Varied by structures and materials will not influenced the set rating according as user's requirements.

DOERS TECHNOLOGY CORPORATION

4F, NO. 1, LANE 11, TZU-CHIANG STREET, TU-CHENG INDUSTRIAL PARK, TAIPEI COUNTY, TAIWAN 23678

Website : www.doers.com.tw

E-mail : doers.tech@msa.hinet.net

TEL : 886-2-22682689

FAX : 886-2-22681248

