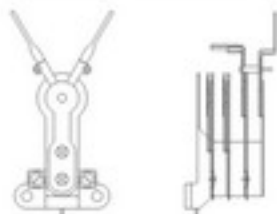


## CONTACT SPECIFICATIONS



### MAXIMUM RATING

370-1 250VAC 0.6A

370-2 220VAC 10VA

### ACCURACY

Single point  $\pm 0.5\%$ F.S.

Double point  $\pm 1.5\%$ F.S.

(Gauge's error is excluded)

### OPERATION TEMP.

-20°C to +70°C

### PROTECTION GRADE

Ex ia IIC T6 for the 011-2 contact

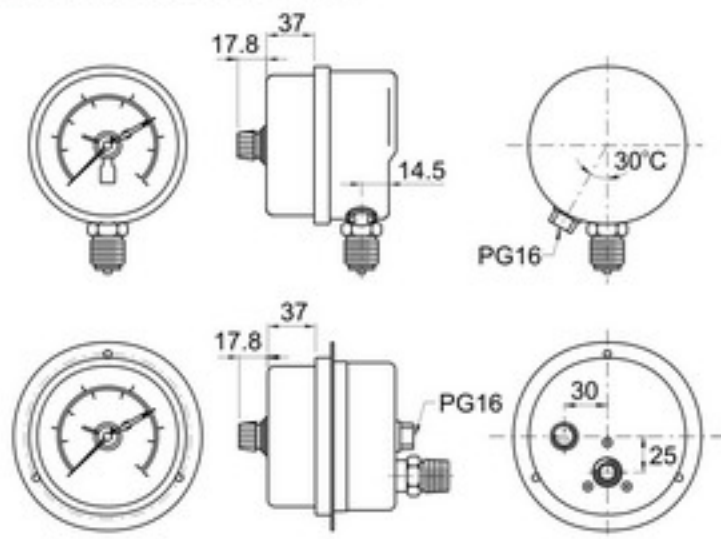
### STRUCTURE

Water-proof IP66

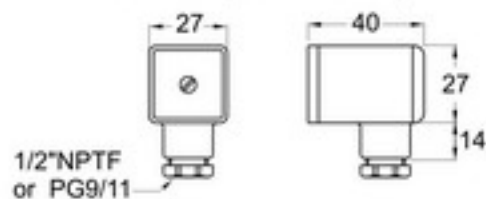
Explosion-proof d<sub>G</sub>, for the external case added versions

## CABLE ENTRY / DIMENSIONS (m/m)

### WITH CABLE GLAND



### CONNECTOR (DIN 43650)



## CONTACT FORMS

CODE	WIRING CONNECTIONS	CODE	WIRING CONNECTIONS
AA		CA	
AB		CB	
BA		DA	
BB		DB	

## MODEL SELECTIONS

ITEMS	CODE	SPECIFICATIONS
MODEL	370-1	Dry contacts style
	370-2	Inductive contacts style
	370-3	To be specified
CABLE ENTRY	0	With cable gland
	1	1/2\"/>